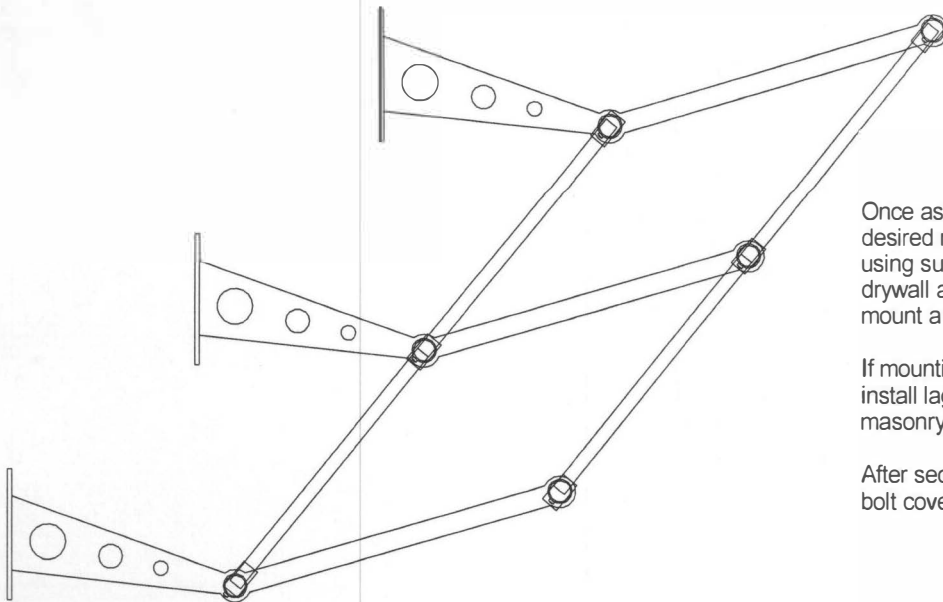
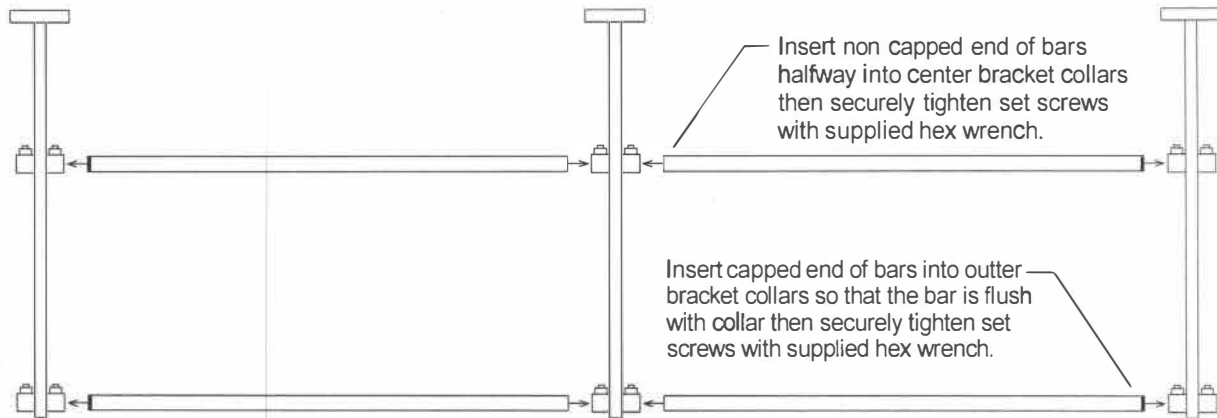




# VITABARRE

## BS24 8 & 10 Foot Ball Storage Rack Assembly Guide



Once assembled, with the help of another person locate desired mounting location and mount to solid wall surface using supplied hardware. Note: Do not mount directly to drywall as this will not be strong enough. You may need mount a wood backer board first then mount the ball rack.

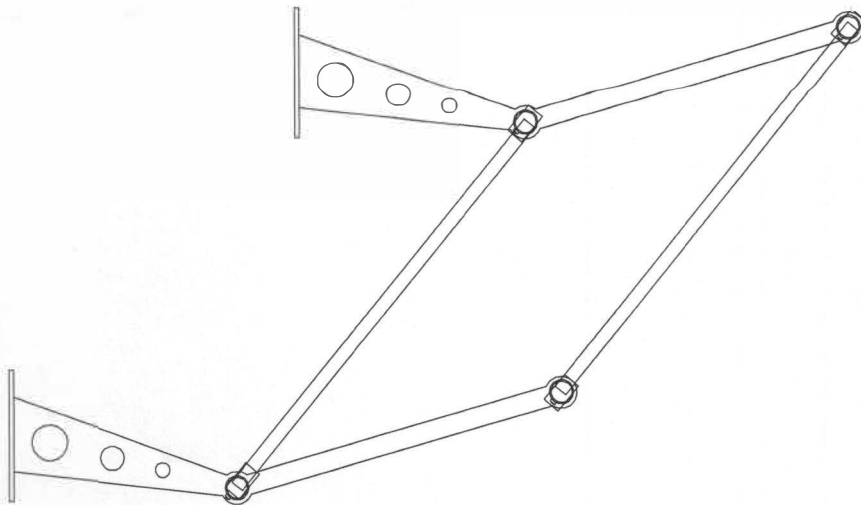
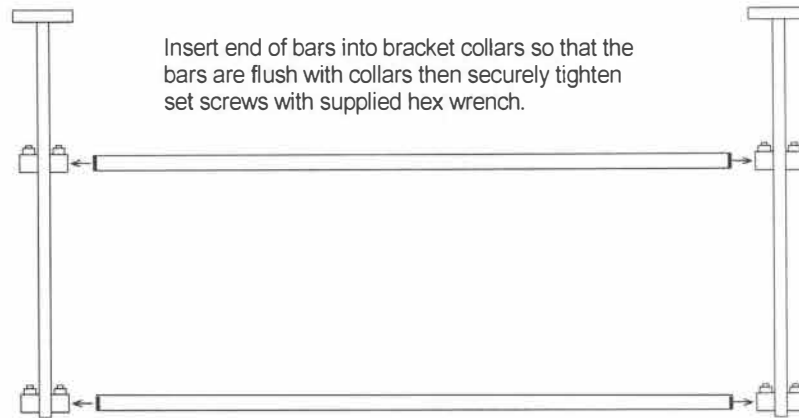
If mounting to a brick or masonry wall you will need to first install lag shield anchors (not included) or other type of masonry anchors.

After securely mounting the ball rack, push on the supplied bolt cover caps for a finished look.



# VITABARRE

## BS24 4 & 5 Foot Ball Storage Rack Assembly Guide



Once assembled, with the help of another person locate desired mounting location and mount to solid wall surface using supplied hardware. Note: Do not mount directly to drywall as this will not be strong enough. You may need mount a wood backer board first then mount the ball rack.

If mounting to a brick or masonry wall you will need to first install lag shield anchors (not included) or other type of masonry anchors.

After securely mounting the ball rack, push on the supplied bolt cover caps for a finished look.